

Sales Enquiry Form

For the customer to receive additional information on our Kelly products please complete this form and return to sales@kellytillage.com.

Dealership Information







Dealership Name:	
Salesperson:	

Customer Details

*By checking this box, I confirm that the customer is aware and consents to the provision of their personal information as per the Kelly Personal Data Collection Practices.

Name:			
Business/Trading Name:			
Address:			
Contact Number:			
Email Address:			
Property Size:		Tractor HP:	
Soil Type(s):			
Crop Type(s):			

Purchasing Details

Model Number:	2006	3009NT	4012
Chain Type:	 CL2	 K4	 CL1
		 SD49	 W36
			 PCH
Prickle Chain Modules:			
Planned Sale Date:			
Is the customer interested in a demonstration?:	<input type="checkbox"/> Yes	<input type="checkbox"/> No	



Planned Usage

Residue Management <input type="checkbox"/>	Weed Control <input type="checkbox"/>	Seedbed Preparation <input type="checkbox"/>
Cover Crop Seeding <input type="checkbox"/>	Moisture Management <input type="checkbox"/>	Fertilizer Incorporation <input type="checkbox"/>
Other: <input type="checkbox"/>		

***Personal Data Collection Practices**

The information that you provide will be used by Kelly Engineering to contact you with relevant information about our business, products and services. We will hold this information for as long as necessary and may pass it on to our dealers and associates in the interest of providing you with personalised customer service. Your information is your property, and you retain the right to access, transferral, rectification and erasure of it, as well as the right to withdraw consent to our use and the right to lodge a complaint with a Data Protection Authority (DPA).

