













## Dealer Machine Receipt Form

This form is to be attached to the transport documentation that accompanies the machine.

Kelly Serial Number:							
Machine Delivery Date:							
Machine Model:							
Front Chain:	 CL2	 K4	 CL1	 SD49	 W36	 PCH	
Rear Chain:	 CL2	 K4	 CL1	 SD49	 W36	 PCH	

### Visual Inspection Checklist

Description	Compliant	Non-Compliant
No paint damage		
Decals are undamaged		
Lights and warning signs undamaged		
Correct number of tyres supplied		
Wheel nuts are fitted		
Dust caps are fitted		
Hydraulics, cylinders are fitted with no leaks		
Air brake hoses are fitted correctly with no leaks		
All hydraulic and air hoses are correctly routed through holders		
Any other visual damage? If yes, please provide details below.		





**Kelly Authorised Dealer**

Completed Dealer Machine Receipt form to be returned to [warranty@kellytillage.com](mailto:warranty@kellytillage.com) within 48 hours following receipt of the machine.

I acknowledge Kelly will be notified at [warranty@kellytillage.com](mailto:warranty@kellytillage.com) with the completion of Pre-Delivery Checklist and Machine Delivery Form within 7 days of delivery to the customer.

Name:		Date:	/	/
Signature:				

